



**Iftin Foundation**  
Empowering Through Innovation



**2018**



**COUNTRY**  
*Graduates*  
*Survey of*  
**2018**

*Iftin Foundation*  
*Maka Almukarama Rd.*  
*Tel: +252 613 060905*  
*Email: [info@iftinfoundation.org](mailto:info@iftinfoundation.org)*  
*Website: [www.iftinfoundation.org](http://www.iftinfoundation.org)*

May 2019  
Mogadishu - Somalia

© Iftin Foundation

# Qaabka Is-diiwaangelinta App-ka Naqtiin

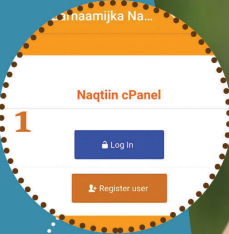


Naqtiin waa Barnaamij casri ah oo ardayda ka kaabaya in ay ku guuleystaan Imtixaanaadkooda

## kala soo deg App-ka **Naqtiin** Play Store-ka

Si aad isu diiwaangeli-  
so raac tilmaamahan:-

**1** Click sii **Register User**



**2** Waxaa kuu soo bixi  
doona Form-kan,  
ka dibna buuxi.

ka dibna Guji (click)  
sii **"Submit"**

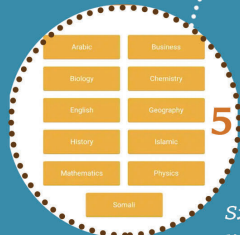
Name\*  
Last Name\*  
Email\*  
Password\*  
Submit

**3** **User** -kaaga iyo  
**Password**-kaaga  
waxaa laguugu soo  
diri doonaa  
E-mail-kaaga, ee ka  
la soo bax.

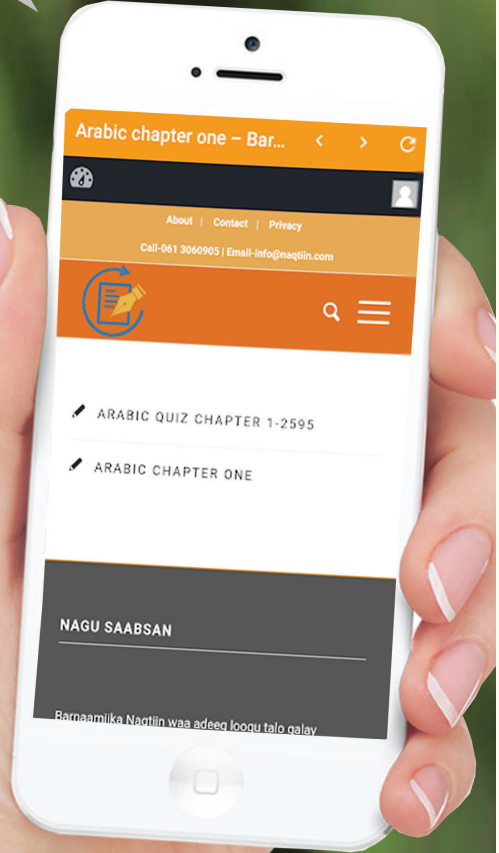
**4** **User**-kaaga iyo  
**Password**-kaaga geli  
halkan (muuqaal 4)  
ka dibna Guji  
(click) **"Login"**.

Type Username or Email  
Type Password  
Log In

**5** Waxaa kuu soo  
bixi doona  
Maaddooyinka  
**Form 4-ka**



Sxb isu diyaari Imtixaankaaga si aad  
u guuleysato.



Naqtiin waxaad ka heleysaa  
dhammaan Su'aalaha &  
Jawaabaha Maaddooyinka  
Dugsiga Sare.

## 1. INTRODUCTION

The Somali universities graduates" survey is annual study produced by Iftin Foundation. The study; the third of its type conducted by Iftin Foundation presents the students graduated from the country's universities and also from the secondary schools of Somalia.

This study provides realistic facts about the circumstances of the student graduates, in respect with their number, what they have studied and the locations of the universities they have graduated from.

This data facilitates it could be easily determined how it's equivalent the job opportunities in the county and the number of student graduates that are job seekers.

This data collection has been continuing between the months of June to December of last year 2018, and this data has been collected from up to 54 universities in the cities of Mogadishu, Galkacyo, Baidoa, Beletweyne , Jowhar, Afgoye, Adaado, Bosaso, Garowe,Qardho, Erigaabo, Galdogob,Bu uhoodle,MercaDhuusamareeb and Kismay.

The survey indicated the number of student graduating from the country's universities in 2018 were reaching 14,971 students, where in the previous year 2017, the number of student graduates were 11,263 students.

On the other hand,this year's 2018 study has for the first time surveyed the number of students graduating from the country's secondary schools from Hargiesa to Kismayo; this study has been collected from 8 foundations out of the 12 educational umbrellas operating in the country. The total numbers of students completing secondary schools in the academic year of 2017/2018 werereaching 44,605.

## 2. THE DATA PRESENTED IN THE SURVEY

To get comprehensive complete report, the study is looking the total student graduates from the viewpoint of many aspects, the faculties the students have graduated from, male and female , the universities they have graduated from, and in the areas they studied.

The data is presenting the number of students completing the secondary schools of the country. It will also make comparison between the survey of 2017 and this study of the year 2018

## 2.1 The Faculties and the Graduate Students

In this study, we have presented the students graduating from each faculty, we have assembled the faculties on the bases of their similarities, although the universities studied had slight differences; naming some of the faculties; we attempted to join those faculties together, we will mention the faculties unified in order to make the data collective.

**The data shows the three faculties most of the students had graduated from, and are as follows:-**

- 1) Faculty of Public Administration** has 2,149 student graduates which is 14.35% out of the total
- 2) Faculty of Business Administration** such as (Accounting, Human Resources, Banking & Finance) the student graduates are reaching 1,859 which is 12.42% out of the total.
- 3) Faculty of Public Health** had 1,856 graduates which is 12.40% out of the total.

**Whereas the three faculties with the least of student graduates were as the following:**

- 1) Faculty of Geology** with only 6 graduates which is 0.04% out of the total.
- 2) Faculty of Journalism** with 12 graduates which is 0.08% out of the total.
- 3) Faculty of Dentist** with 14 student graduates which is 0.09% out of the total

**Following is the complete list of the Faculties and Students in 2018:-**

No.	The Faculty	Number of Students	%
1	Public Administration	2,149	14.35%
2	Business Administration (Accounting, HR, Banking & Finance)	1,859	12.42%
3	Public Health	1,856	12.40%
4	Computer Science/IT& BIT	1,569	10.48%
5	Nursing & Midwifery	1,518	10.14%
6	Laboratory	886	5.92%

7	Sharia/Law	697	4.66%
8	Islamic Studies (Qur'an, Kitab & Sunnah, Qira'at, Hadith, Fiqhi)	694	4.64%
9	Medicine & Surgery	673	4.50%
10	Economics	605	4.04%
11	Engineering (Civil, Electrical, Mechanical & Telecom)	425	2.84%
12	Education	410	2.74%
13	Political Science, Development & IR	371	2.48%
14	Agriculture	351	2.34%
15	Nutrition	279	1.86%
16	Veterinary	164	1.10%
17	Arts (Languages)	75	0.50%
18	Hospital Management	65	0.43%
19	Logistic & Supply	58	0.39%
20	Social Science	53	0.35%
21	Clinical Medicine	48	0.32%
22	Pharmacology	34	0.23%
23	Criminology	34	0.23%
24	Environmental Science	23	0.15%
25	Statistics & Planning	23	0.15%
26	Maritime & Marine	20	0.13%
27	Dentist	14	0.09%
28	Journalism	12	0.08%
29	Geology	6	0.04%
<b>Total</b>		<b>14,971</b>	<b>100.00%</b>

N.B. The Faculties were sorted out on how many more students each have

## 2.2 The number of Male and Female

The survey has also looked into the overall total of Female and Male graduated from the universities and how they were divided at each faculty.

In general , the number of students graduating from the country's universities in the year 2018 were reaching 14,971 students, while the number of female were 5,212 which is 35%, out of the total, where the number of male were 9,759 which is 65% out of the total.

### Most of the Female have graduated from the following three faculties:-

1. **Nursing & Midwifery** (1,197 female)
2. **Public Health** (968 female)
3. **Business Administration** (476 female)

### The Least Female have graduated from the following three faculties:-

1. **Geology, Pharmacology, Dentist & Marine Science** ( each 0 Female)
2. **Journalism & Statistics and Planning** (each 3 Female)
3. **Criminology & Environmental Science** (each 7 Female)

### Most of the Male have graduated from the following three faculties:-

1. **Public Administration** (1,688 Male)
2. **Business Administration** (1,383 Male)
3. **Computer Sciecn & IT** (1,356 Male)

### The Least male have graduated from the following faculties:-

1. **Geology** (6 Male)
2. **Journalism** (9 Male)
3. **Dentist** (14 Male)

### This the detailed list of Male and Female graduates in 2018

No.	The faculty	Number of Students	Male	%	Female	%
1	Public Administration	2149	1688	79%	461	21%
2	Business Administration (Accounting, HR, Banking & Finance)	1859	1383	74%	476	26%
3	Public Health	1856	888	48%	968	52%
4	Computer Science/IT& BIT	1569	1356	86%	213	14%
5	Nursing & Midwifery	1518	321	21%	1197	79%

6	Laboratory	886	462	52%	424	48%
7	Sharia/Law	697	535	77%	162	23%
8	Islamic Studies (Qur'an, Kitab & Sunnah, Qira'at, Hadith, Fiqhi)	694	337	49%	357	51%
9	Medicine & Surgery	673	407	60%	266	40%
10	Economics	605	504	83%	101	17%
11	Engineering (Civil, Electrical, Mechanical & Telecom)	425	405	95%	20	5%
12	Education	410	310	76%	100	24%
13	Political Science, Development & IR	371	235	63%	136	37%
14	Agriculture	351	311	89%	40	11%
15	Nutrition	279	132	47%	147	53%
16	Veterinary	164	140	85%	24	15%
17	Arts (Languages)	75	65	87%	10	13%
18	Hospital Management	65	27	42%	38	58%
19	Logistic & Supply	58	45	78%	13	22%
20	Social Science	53	38	72%	15	28%
21	Clinical Medicine	48	24	50%	24	50%
22	Pharmacology	34	34	100%	0	0%
23	Criminology	34	27	79%	7	21%
24	Environmental Science	23	16	70%	7	30%
25	Statistics & Planning	23	20	87%	3	13%
26	Maritime & Marine	20	20	100%	0	0%
27	Dentist	14	14	100%	0	0%
28	Journalism	12	9	75%	3	25%
29	Geology	6	6	100%	0	0%
<b>Wadar</b>		<b>14,971</b>	<b>9,759</b>	<b>65%</b>	<b>5,212</b>	<b>35%</b>

N.B. The faculties were sorted out on how many more students each have.



## 2.3 Locations of Universities

Similarly, statistics have been made on where the universities are located to check the differences in number of graduates at the cities of the country. The data indicates that more than three-quarter of the graduate students reaching 11,622 equivalent to 77.63% have graduated from the universities in Mogadishu.

### List of Locations and the Number of Students

No	Location	Number of Students	Percentage
1	Mogadishu	11,622	77.63%
2	Galka'io	888	5.93%
3	Bosaso	837	5.59%
4	Beledwien	409	2.73%
5	Kismao	345	2.30%
6	Garowe	310	2.07%
7	Baidoa	245	1.64%
8	Buhodle	64	0.43%
9	Qardho	52	0.35%
10	Eerigabo	48	0.32%
11	Merca	31	0.21%
12	Afgoye	30	0.20%
13	Galdogob	28	0.19%
14	Dhusamareb	24	0.16%
15	Jowhar	23	0.15%
16	Adado	15	0.10%
<b>Total</b>		<b>14,971</b>	<b>100.00%</b>

## 2.4 Universities of their Graduation

This study has also made statistics on the universities' diverse range of graduate students' production

### The list of Universities and the Number of Students

No	Universities	Total Number	%
1	University of Somalia (UNISO)	1,444	9.65%
2	Jobkey University	1,036	6.92%
3	East Africa University	978	6.53%
4	Mogadishu University	768	5.13%
5	Daru-Salam University	764	5.10%
6	Plasma University	731	4.88%
7	Horseed International University	586	3.91%
8	Benadir University	577	3.85%
9	Somali International University (SIU)	524	3.50%
10	Simad University	485	3.24%
11	Somaville University	406	2.71%
12	Hope University	392	2.62%
13	Salaam University	356	2.38%
14	Galkayo University	325	2.17%
15	Modern University	305	2.04%
16	Pan African International University	302	2.02%
17	Jazeera University	293	1.96%
18	Daha International University	274	1.83%
19	Jubba International University (JIU)	252	1.68%
20	Hiran Universty	247	1.65%
21	Jamhuriya University (JUST)	245	1.64%
22	Jubba University of Somalia	232	1.55%
23	Islamic University	222	1.48%
24	Puntland State University (PSU)	217	1.45%
25	Sky University	202	1.35%
26	University of Bosaso	193	1.29%

27	Green Hope University	177	1.18%
28	University of Sothern Somalia (USS)	165	1.10%
29	Middle East University	156	1.04%
30	Himilo University	146	0.98%
31	Al-Hilal University	141	0.94%
32	Horn of Africa University	135	0.90%
33	Imam University	129	0.86%
34	Darul-Hikmah University	115	0.77%
35	Kismayo University	113	0.75%
36	Kownayn University	109	0.73%
37	Frontier University	105	0.70%
38	Galkayo International University (GIU)	99	0.66%
39	Beledwien University	94	0.63%
40	Imam Shafi'e University	93	0.62%
41	Capital University	92	0.61%
42	Red Sea University	90	0.60%
43	Zamzam University	88	0.59%
44	Al-Imra International University (AIU)	87	0.58%
45	Hormuud University	77	0.51%
46	City University	63	0.42%
47	Al-Umm International University	62	0.41%
48	University of Holy Quran	61	0.41%
49	Bay University	60	0.40%
50	Al-Ma'rifa University	51	0.34%
51	Juba University of Science & Technology	42	0.28%
52	Global Science University	23	0.15%
53	University College of Technology (UCT)	22	0.15%
54	Baidoa International University (BIU)	20	0.13%
<b>Total</b>		<b>14,971</b>	<b>100.00%</b>

# eCheck Somalia

Nidaamka Hubinta  
Shahaadooyinka Dalka



eCheck waxaa ilaa  
iyo hadda ka  
diiwaan gashan

**42,430**

Shahaado  
dugsi  
sare

**400**

Dugsi Sare

**20,013**

Shahaado  
Jaamacadeed

**40**

Jaamacadood

eCheck wuxuu Ardayda, Jaamacadaha iyo hay'adaha  
dowliga ahba u sahlayaa hubinta shahaadooyinka  
gudaha dalka iyo dibaddiisaba

 HQ: Mogadishu - Somalia  
 Tel: +252-613-060905  
 Email: [info@echeck.so](mailto:info@echeck.so)  
 Website: [www.echeck.so](http://www.echeck.so)



Ifin Foundation

### 3. THE NUMBER OF SECONDARY SCHOOLS' GRADUATES

In general, there are 12 educational umbrellas according to the Education Directory 2018/2019. The education umbrellas in the country are:-

1. Formal Private Education Network in Somalia (FPENS)
2. School Association for Formal Education (SAFE)
3. Formal Education Network for Private Schools (FENPS)
4. School Organization for Formal Education (SOFE)
5. Somali Formal Education Link (SOFEL)
6. Somali Formal Education Network (SOFEN)
7. Somali Formal Private Education Network (SOPPEN)
8. Somali Education Development Association (SEDA)
9. Somali Network Institute (SONI)
10. Academic Private Education Umbrella in Horn Africa (ABUHA)
11. Somali Network Education for all (SNEFA)
12. Al-ma' mun Education Umbrella (MEU)

#### 3.1. The Umbrellas and the Number of Students

The FPENS is the largest umbrella of the educational networks; it's managing at least 500 schools. The SAFE network is the second largest with more than 300 schools under its administration. The total number of students graduating from the country's secondary schools in the academic year 2017/2018 we had the opportunity to collect are reaching 44,605.


The below table indicates the number of students graduating from the country's secondary schools in 2017/2018; while showing the number of student graduates each umbrella has produced.

#### The list of Umbrella and the Number of Students in 2018

No	Umbrellas	Number of students
1	Formal Private Education Network in Somalia (FPENS)	22,448
2	School Association for Formal Education (SAFE)	11,076
3	Somali Education Development Association (SEDA)	6,106
4	School Organization for Formal Education (SOFE)	2,529
5	Formal Education Network for Private Schools (FENPS)	1,017
6	Somali Formal Education Link (SOFEL)	672
7	Somali Formal Education Network (SOFEN)	500

8	Somali Formal Private Education Network (SOPFEN)	257
9	Somali Network Education for all (SNEFA)	
10	Academic Private Education Umbrella in Horn Africa (ABUHA)	
11	Somali Network Institute (SONI)	
12	Al-ma'mun Education Umbrella (MEU)	
<b>Total</b>		<b>44,605</b>

N.B. We were unable to obtain the data from the four umbrellas: SNEFA, SONI, ABUHA and MEU





## Iskuxiraha shaqa-doonka & loo-shaqeeyaha

# Jobs

Public and  
Private Sectors

*Iska diiwaangeli Joblink adigoo  
adeegsanaya Mobile-kaaga oo hel  
150 shaqo bannaan oo bille ah*

### Rukumo oo bixi hal doolar

Si aad u hesho 150 shaqo bannaan  
bil kasta adiga oo isticmaalaya  
adeegga Hormuud.

Garaac \*799\*30565630\*1#.

Faahfaahinta geli 1, ka dibna geli  
pin-kaaga

Hel **150**  
Shaqo bannaan

Bil kasta adigoo  
gurigaaga  
jooga kana bax  
shaqo la'aanta

### Booqo [joblink.so](http://joblink.so)

ka dooro shaqada kugu  
habboon, kana bax shaqo  
la'aanta

#### 4. THE COMPARISON BETWEEN THE SURVEYS OF 2017 AND 2018

The below table indicates the comparison we have made on the country's faculties and universities and the number of graduates in the years of 2017 and 2018.

Similarly, the table also shows the additional faculties in this survey in 2018, and is as following:- **Hospital Management, Logistic & Supply, Environmental Science, Dentist iyo Geology.**

No.	Faculty	2017	2018
1	Public Administration	1,316	2,149
2	Business Administration (Accounting, HR, Banking & Finance)	1,732	1,859
3	Public Health	1,227	1,856
4	Computer Science/IT& BIT	1,231	1,569
5	Nursing & Midwifery	1,503	1,518
6	Laboratory	430	886
7	Sharia/Law	435	697
8	Islamic Studies (Qur'an, Kitab & Sunnah, Hadith, Fiqhi)	299	694
9	Medicine & Surgery	695	673
10	Economics	566	605
11	Engineering (Civil, Electrical, Mechanical & Telecom)	245	425
12	Education	289	410
13	Political Science, Development & IR	406	371
14	Agriculture	277	351
15	Nutrition	108	279
16	Veterinary	124	164
17	Arts (Languages)	42	75
18	<b>Hospital Management</b>	-----	65
19	<b>Logistic &amp; Supply</b>	-----	58
20	Social Science	84	53
21	Clinical Medicine	43	48



22	Pharmacology	98	34
23	Criminology	35	34
24	Environmental Science	-----	23
25	Statistics & Planning	11	23
26	Maritime & Marine	34	20
27	Dentist	-----	14
28	Journalism	33	12
29	Geology	-----	6
<b>Wadar</b>		<b>11,263</b>	<b>14,971</b>

### The Three Faculties with the Most Student graduates

#### Survey 2018

No.	Faculty	Number of Students
1	Public Administration	2,149
2	Business Administration	1,859
3	Public Health	1,856

#### Survey 2017

No.	Faculty	Number of Students
1	Business Administration	1,732
2	Nursing & Midwifery	1,503
3	Public Administration	1,316

### The Three Faculties with the Least Student graduates

#### Survey 2018

No.	Faculty	Number of Students
1	Geology	6
2	Journalism	12
3	Dentist	14

#### Survey 2017

No.	Faculty	Number of Students
1	Statistics & Planning	11
2	Political Science	18
3	Journalism	33

## The Comparison of the Number of Male and Female in 2018 & 2017

### Survey 2018

Total Number	Female	Male
14,971	5,212	9,759

### Survey 2017

Total Number	Female	Male
11,263	3,803	7,460

## The Comparison of the Faculties with the Most Female graduates

### Survey 2018

No.	Faculty	Students
1	Nursing & Midwifery	1,197
2	Public Health	968
3	Business Administration	476

### Survey 2017

No.	Faculty	Stdnts
1	Nursing & Midwifery	1,125
2	Public Health	655
3	Business Administration	370

## The Comparison of the Faculties with Least Female graduates

### Survey 2018

No.	Faculty	Stdnts
1	Geology, Pharmacology, Dentist & Marine	each 0
2	Journalism & Statistics and Planning	each 3
3	Criminology & Environmental Science	min 7

### Survey 2017

No.	Faculty	Stdnts
1	Criminology & Statistics and Planning	min 1
2	Political Science	2
3	Martime & Marine	5

## The Comparison of the Faculties with the Most Male graduates

### Survey 2018

No.	Faculty	Stdnts
1	Public Administration	1,688
2	Business Administration	1,383
3	Computer Science / IT & BIT	1,356

### Survey 2017

No.	Faculty	Stdnts
1	Business Administration	1,362
2	Computer Science / IT & BIT	1,118
3	Public Administration	1,048

## The comparison of the faculties with Least Male graduates

### Survey 2018

No.	Faculty	Students
1	Geology	6
2	Journalism	9
3	Dentist	14

### Survey 2017

No.	Faculty	Students
1	Statistics & Planning	10
2	Clinical Medicine	14
3	Political Science	16

## Comparison of the universities locations and the number of students

No	Location	Survey 2018	Survey 2017
1	Mogadishu	11,622	8,481
2	Galka'io	888	677
3	Bosaso	837	882
4	Beledwien	409	259
5	Kismao	345	91
6	Garowe	310	457
7	Baidoa	245	109
8	Buhodle	64	36
9	Qardho	52	45
10	Eerigabo	48	15
11	Merca	31	52
12	Afgoye	30	-----
13	Galdogob	28	17
14	Dhusamareb	24	13
15	Jowhar	23	129
16	Adado	15	-----
<b>Total</b>		<b>14,971</b>	<b>11,263</b>

N.B. In the year 2018, the cities of Adado and Afgoye were in additional included in the data collection process.

## The Comparison of Universities and the number of Students

No	Faculty	2018	2017
1	University of Somalia (UNISO)	1,444	1,503
2	Jobkey University	1,036	999
3	East Africa University	978	855
4	Mogadishu University	768	743
5	Daru-Salam University	764	-----
6	Plasma University	731	765
7	Horseed International University	586	804
8	Benadir University	577	442
9	Somali International University (SIU)	524	521
10	Simad University	485	570
11	Somaville University	406	-----
12	Hope University	392	316
13	Salaam University	356	584
14	Galkayo University	325	345
15	Modern University	305	206
16	Pan African International University	302	74
17	Jazeera University	293	199
18	Daha International University	274	-----
19	Jubba International University (JIU)	252	-----
20	Hiran Universty	247	84
21	Jamhuriya University (JUST)	245	189
22	Jubba University of Somalia	232	60
23	Islamic University	222	133
24	Puntland State University (PSU)	217	207
25	Sky University	202	-----
26	University of Bosaso	193	330
27	Green Hope University	177	85
28	University of Sothern Somalia (USS)	165	66
29	Middle East University	156	-----

30	Himilo University	146	-----
31	Al-Hilal University	141	-----
32	Horn of Africa University	135	149
33	Imam University	129	79
34	Darul-Hikmah University	115	115
35	Kismayo University	113	31
36	Kownayn University	109	46
37	Frontier University	105	-----
38	Galkayo International University (GIU)	99	137
39	Beledwayn University	94	104
40	Imam Shafi'e University	93	-----
42	Capital University	92	-----
42	Red Sea University	90	-----
43	Zamzam University	88	-----
44	Al-Imra International University (AIU)	87	-----
45	Hormuud University	77	134
46	City University	63	-----
47	Al-Umm International University	62	-----
48	University of Holy Quran	61	-----
49	Bay University	60	43
50	Al-Ma'rifa University	51	-----
51	Juba University of Science & Technology	42	36
52	Global Science University	23	23
53	University College of Technology (UCT)	22	-----
54	Baidoa International University (BIU)	20	-----
<b>Total</b>		<b>14,971</b>	<b>11,263</b>

N.B. In the year 2017, 36 universities had participated in the survey of 2017, where the universities reached 54 in the year of 2018. There were the following 20 universities joining in the study process: Daru-salam, Somaville, Daha, Jubba International, Sky, Himilo, Al-hilaal, Capital, Red Sea, Zamzam, Imam Shafi'e University, City, Al-ma'rifa, University Collage of Technology (UCT), Baidoa Interantioal University, Al-umm, Al-Imralnretnational University (AIU), Frontier University, Middle East University and University of Holly Quran.

## 4. CONCLUSION

The data collected by Iftin Foundation is intended to highlight the type of intellectuals emerging for this country and the skills they have learned, which could provide the picture to anyone engaged in the development of the country; because human resources is fundamental for every development achieved.

In this survey which is annual; we have specifically made comparison in the increase and decrease of the number of students graduating from the universities of the country in the years of 2017 and 2018.

In conclusion, we thank to all the universities and umbrella that have submitted their data to us. Similarly, we are thankful to Somali REN organization and the Association of Somali Universities (ASU) that have assisted us reach out to some of their member universities.

This data could be used if the Iftin Foundation's ownership right is mentioned.

# Somali Yellow Pages 2019

Waxaa dhawaan soo baxay caddadkii saddexaad ee Diiwaanka Ganacsiga Soomaaliyeed (Somali Yellow Pages), haddaba haddii aad doonaysid in ganacsigaaga laguugu daro, fadlan soo buuxi macluumaadka hoos ku qoran kuna soo hagaaji xafiiska Impact Solutions oo ku yaalla Waddada Maka Almukarama, Dabka, Waaberi Muqdisho - Soomaaliya. Sidoo kale barta internet-ka ee Somali Yellow Pages ayaaad ka buuxin kartaa foomka oo qaab online ah u diyaarsan, umana baahnid inaad gacanta ku buuxiso. Booqo website-ka [www.somdirectory.so](http://www.somdirectory.so)

Kala xariir Impact Solutions Taleefannada kala ah: 0615 507800 / 0613060905 ama ku soo dir Emailkan [Info@impactsolutions.so](mailto:Info@impactsolutions.so)

## Macluumaadka Ganacsiga

- M Magaca Ganacsiga:
- G Nooca Ganacsiga:
- Degmada ay ku taallo xarunta weyn
- Tel:
- Mobile:
- Email:
- Website:



# Somali Education Directory 2019

Waxaa dhawaan soo baxay caddadkii 4aad ee buugga Diiwaanka Waxbarashada Soomaaliyeed (Somali Education Directory). Haddii goobtaada waxbarasho (sida Jaamacad, Dugsi Sare, Dallad, iwm) aad ka waydid, fadlan soo buuxi macluumaadkaana kuna soo hagaaji xafiiska Impact Solutions oo ku yaalla Waddada Maka Almukarama, Dabka Waaberi, Muqdisho - Soomaaliya. Kala xariir Impact Solutions Taleefannada kala ah: 0615 507800 / 0613060905 ama ku soo dir Emailkan [Info@impactsolutions.so](mailto:Info@impactsolutions.so)


## Macluumaadka Goobta Waxbarashada

- M Magaca goobta waxbarashada:
- Degmada ay ku tallo xarunta weyn:
- Tel:
- Mobile:
- Email:
- Website:



Tirada Jaamcadaha & Dugsiyada sare ee ku jira buuggaan waa:

- 87 Jaamacadood
- 981 Dugsi Sare



*Iftin Foundation*

*Maka Almukarama Rd.*

*Tel: +252 613 060905*

*Email: [info@iftinfoundation.org](mailto:info@iftinfoundation.org)*

*Website: [www.iftinfoundation.org](http://www.iftinfoundation.org)*